

使用手冊

JetDrive Go App



(Version 1.1)

目錄

1. 產品介紹.....	3
2. 硬體需求.....	4
3. 系統需求.....	4
4. 支援檔案格式.....	4
5. 使用說明.....	5
6. JetDrive Go App.....	7
7. App - JetDrive Go.....	8
7.1 瀏覽模式.....	9
7.2 選擇模式.....	11
8. App - 我的儲存空間.....	13
8.1 瀏覽模式.....	14
8.2 選擇模式.....	16
9. App - 相機膠卷.....	18
9.1 瀏覽模式.....	19
9.2 選擇模式.....	20
10. App - 備份.....	22
11. App - 設定.....	24
11.1 儲存空間.....	25
11.2 資訊.....	25
12. 使用者授權合約 (EULA).....	27

1. 產品介紹

創見 JetDrive Go 可立即釋放您的 iPhone、iPad 或 iPod Touch 裝置容量，解決您因為容量不足而必須要透過電腦才可以釋出儲存容量的煩惱。創見 JetDrive Go 必須搭配 JetDrive Go App 一起使用，您可以從 App Store 免費下載該應用程式，並透過 JetDrive Go App 即時瀏覽與管理裝置中的檔案。JetDrive Go App 會依據您的檔案類型，自動分類成「資料夾」、「照片」、「影片」和「文件」，能有效節省尋找資料的時間。此外，JetDrive Go App 已內建必備播放軟體，您毋需額外下載其他應用程式來瀏覽影音或文件。創見 JetDrive Go 主要特色之一包含 Lightning 連接埠的延長設計，可輕鬆插入裝有保護殼的 Apple 裝置。

專為 iPhone/iPad/iPod Touch 設計，JetDrive Go App 特色：

- JetDrive Go 插入後即自動開啟應用程式
- 多合一瀏覽器：照片瀏覽器、影片播放器、音樂播放器和文件預覽
- 有效管理 Apple 裝置和 JetDrive Go 的內存檔案
- 立即備份相機膠卷至 JetDrive Go
- 即時顯示儲存空間資訊

2. 硬體需求

如你的 Apple 裝置符合下列硬體需求方可連接創見 JetDrive Go：

創見 JetDrive Go 系列

- JDG300
- JDG500

Apple 裝置

- iPhone 5 / iPhone 5c / iPhone 5s / iPhone 6 / iPhone 6 Plus
iPhone 6s / iPhone 6s Plus
- iPad Air / iPad Air 2
- iPad mini / iPad mini 2 / iPad mini 3 / iPad mini 4
- iPad (4th generation)
- iPad Pro
- iPod touch (5th generation) / iPod touch (6th generation)

3. 系統需求

- iOS 8 或以上的 Apple 裝置

4. 支援檔案格式

創見 JetDrive Go 僅支援 FAT32 檔案系統，其他支援檔案格式如下表所示：

類別	格式
照片	JPG / JPEG / TIF / TIFF / BMP / BMPF / CIF / PNG / GIF / ICO / CUR / XBM
影片	MP4 / MOV / M4V / AVI / WMV / AVI / MKV / FLV / MPG / RMVB / TS / 3gp
音樂	MP3 / AIF / WAV / AIFF / M4A / ACC
文件	DOC / DOCX / XLS / XLSX / PPT / PPTX / PDF / TXT / KEYNOTE / NUMBERS / PAGES / htm / html / rtf

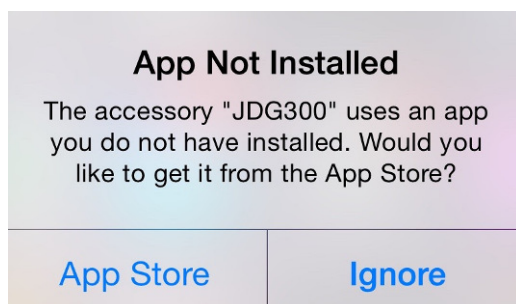
5. 使用說明

請依照下列步驟開始使用 JetDrive Go。


1. 將創見 JetDrive Go 的 Lightning 端連接至你的 Apple 裝置。



2. 第一次使用創見 JetDrive Go 時，您會收到安裝 JetDrive Go App 的提示。請點選 **App Store** 下載該應用程式。




3. 如您已安裝 JetDrive Go App 應用程式，每當你插入創見 JetDrive Go 時，您會看到以下訊息要求 Apple 裝置與創見 JetDrive Go 連接，點選「允許」繼續或「忽略」不連接。



6. JetDrive Go App



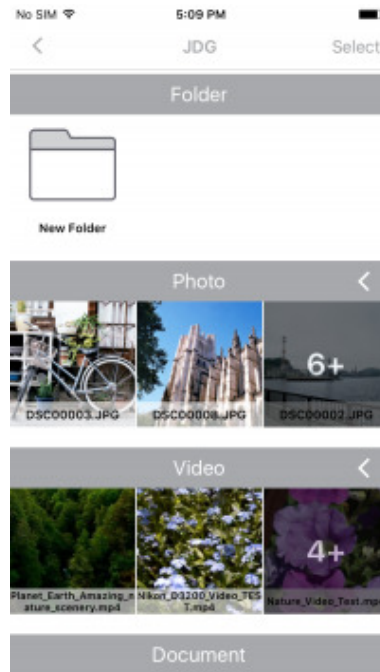
1. 點選 JetDrive Go App 圖示。
2. 進入主頁如下圖所示。



功能	描述	備註
JetDrive Go	瀏覽和管理儲存於 JetDrive Go 中的資料。	需插入 JetDrive Go 才可使用
我的儲存空間	瀏覽和管理儲存於 App 中的資料。	毋需插入 JetDrive Go 也可使用
相機膠卷	瀏覽和管理儲存於相機膠卷中的照片與影片。	毋需插入 JetDrive Go 也可使用
備份	將儲存於相機膠卷中的照片與影片備份到 JetDrive Go。	需插入 JetDrive Go 才可使用

7. App - JetDrive Go

首次使用 JetDrive Go 內無任何資料。JetDrive Go 會依據您的檔案類型，自動分類成「資料夾」、「照片」、「影片」和「文件」。



- 點擊左上方的「<」圖示回到上一頁。



- 點擊右上方的「選取」以選取檔案。

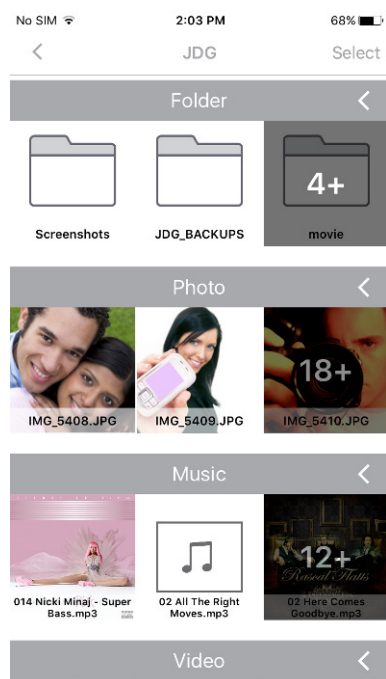
Select

- 點擊每個類別右方的「<」圖示展開這類型的所有檔案，或點擊「√」圖示縮小該類型的所有檔案。



7.1 瀏覽模式

選擇任一資料夾以瀏覽儲存於該資料夾中的所有檔案。



點擊任一張照片以放大瀏覽。



點擊任一影片以開使播放。



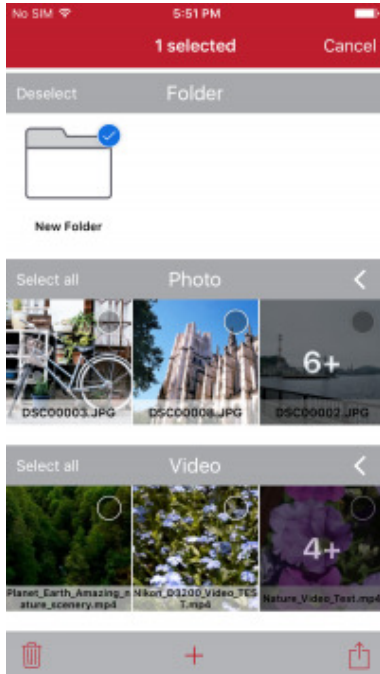
點擊文件以完整瀏覽該文件。



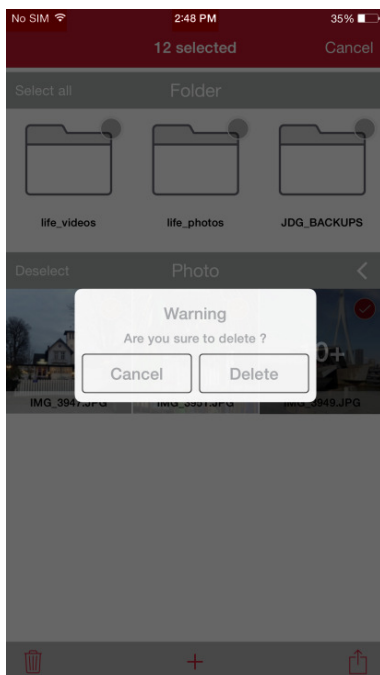
7.2 選擇模式

點擊右上方角落的「選取」來選擇檔案，或點擊「取消」回到瀏覽模式。

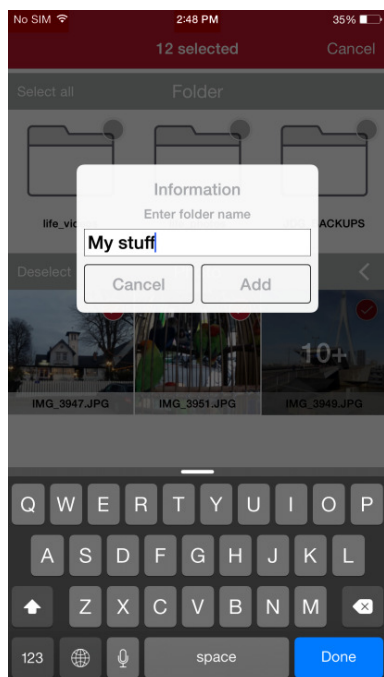
- 點擊每個類別左方的「選擇全部」來選擇該類型的所有檔案，或點擊「取消選取」放棄選擇該類型的所有檔案。



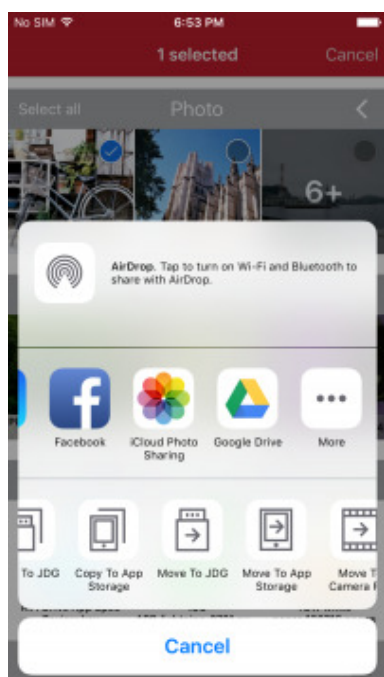
- 選取檔案後，您可點擊左下角的垃圾桶圖式刪除檔案。一警告視窗會跳出確認是否要執行此動作。



- 點擊下方中間的「+」圖示以新增資料夾。一視窗會跳出，請您輸入新資料夾名稱。

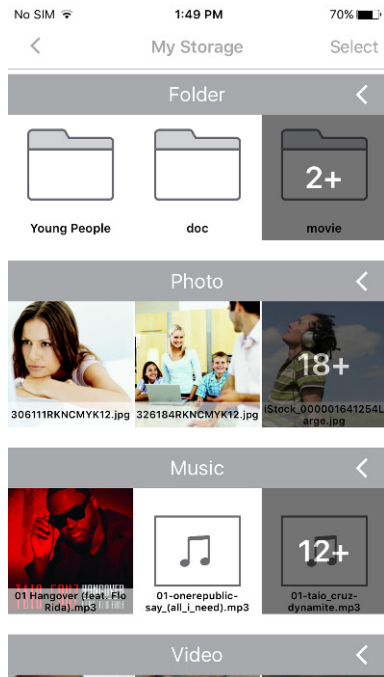


- 點擊右下角的「分享」圖式，您可以移動、複製或分享所選的檔案。



8. App - 我的儲存空間

首次使用「我的儲存空間」內無任何資料。「我的儲存空間」會依據您的檔案類型，自動分類成「資料夾」、「照片」、「影片」和「文件」。



- 點擊左上方的「<」圖示回到上一頁。



- 點擊右上方的「選取」以選取檔案。

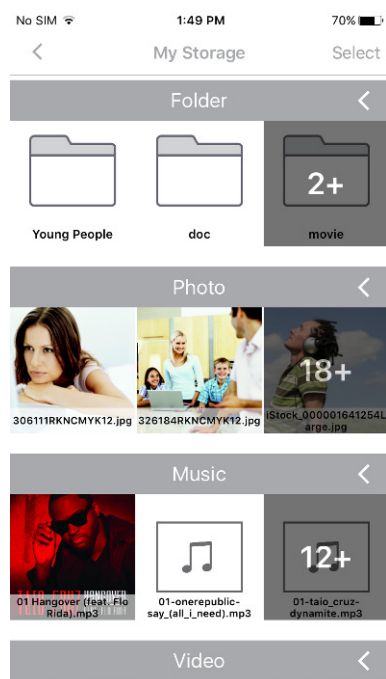
Select

- 點擊每個類別右方的「<」圖示展開這類型的所有檔案，或點擊「V」圖示縮小該類型的所有檔案。



8.1 瀏覽模式

選擇任一資料夾以瀏覽儲存於該資料夾中的所有檔案。



點擊任一張照片以放大瀏覽。



點擊任一影片以開使播放。



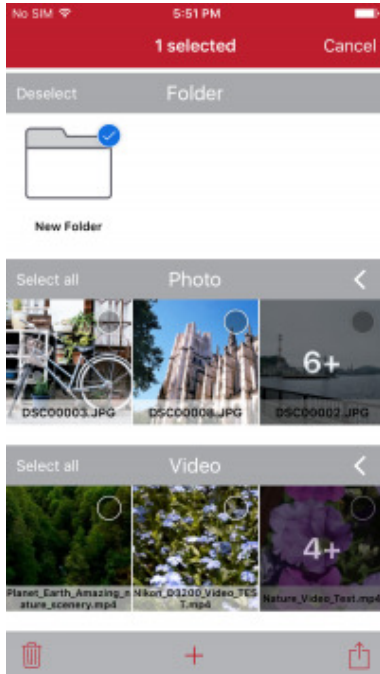
點擊文件以完整瀏覽該文件。



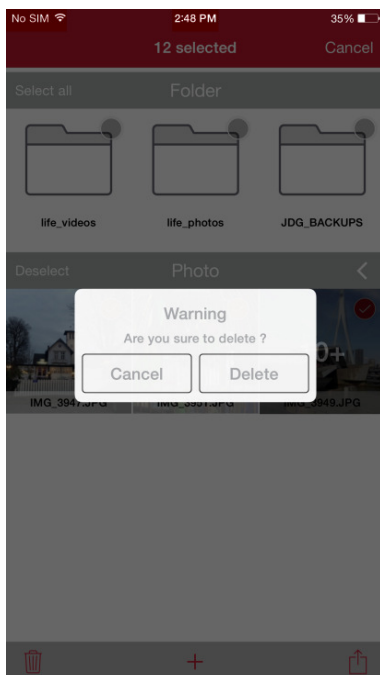
8.2 選擇模式

點擊右上方角落的「選取」來選擇檔案，或點擊「取消」回到瀏覽模式。

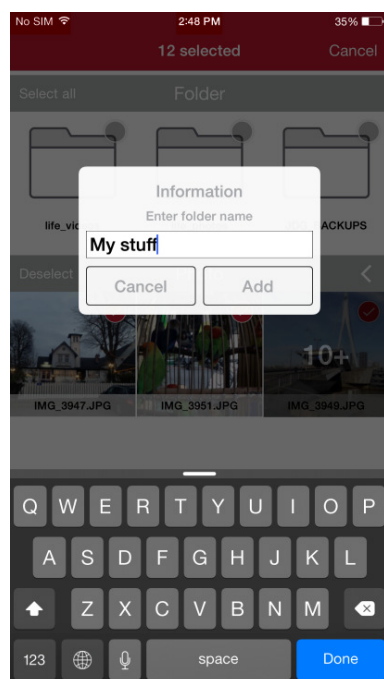
- 點擊每個類別左方的「選擇全部」來選擇該類型的所有檔案，或點擊「取消選取」放棄選擇該類型的所有檔案。



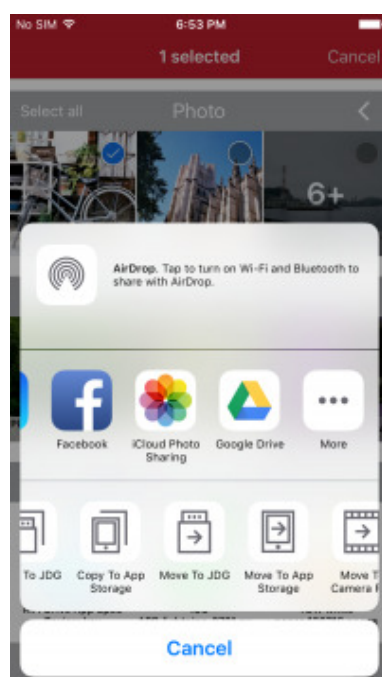
- 選取檔案後，您可點擊左下角的垃圾桶圖式刪除檔案。一警告視窗會跳出確認是否要執行此動作。



- 點擊下方中間的「+」圖示以新增資料夾。一視窗會跳出，請您輸入新資料夾名稱。

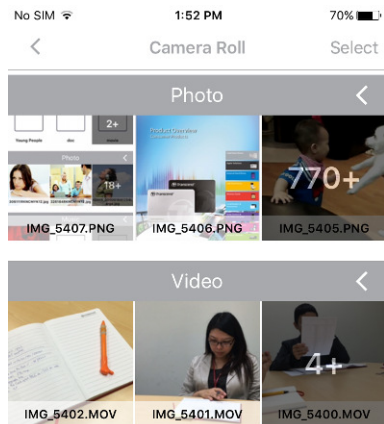


- 點擊右下角的「分享」圖式，您可以移動、複製或分享所選的檔案。



9. App - 相機膠卷

JetDrive Go App 會同步 Apple 裝置中的相機膠卷，並自動將檔案分成「照片」及「影片」兩類別。



- 點擊左上方的「<」回到上一頁。



- 點擊右上方的「選取」以選取檔案。

Select

- 點擊每個類別右方的「<」圖示展開這類型的所有檔案，或點擊「V」圖示縮小該類型的所有檔案。



9.1 瀏覽模式

點擊任一張照片以放大瀏覽。



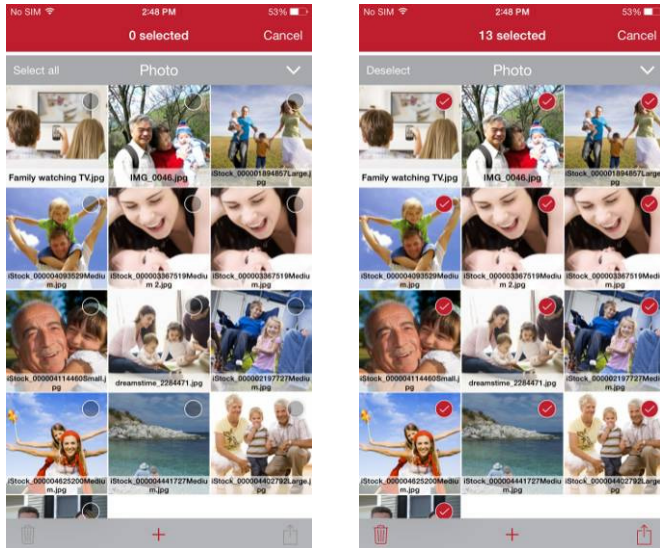
點擊任一影片以開使播放。



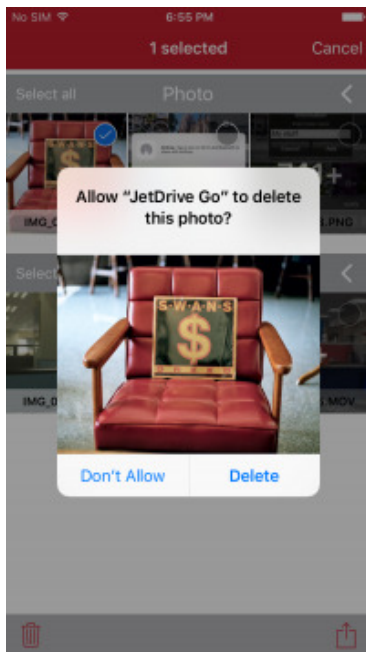
9.2 選擇模式

點擊右上方角落的「選取」來選擇檔案，或點擊「取消」回到瀏覽模式。

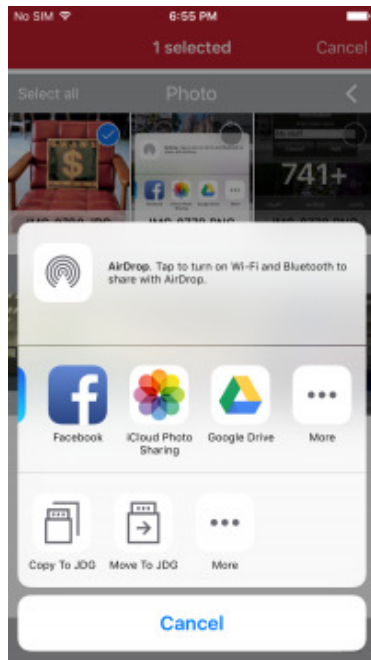
- 點擊每個類別左方的「選擇全部」來選擇該類型的所有檔案，或點擊「取消選取」放棄選擇該類型的所有檔案。



- 選取檔案後，您可點擊左下角的垃圾桶圖式刪除檔案。一警告視窗會跳出確認是否要執行此動作。

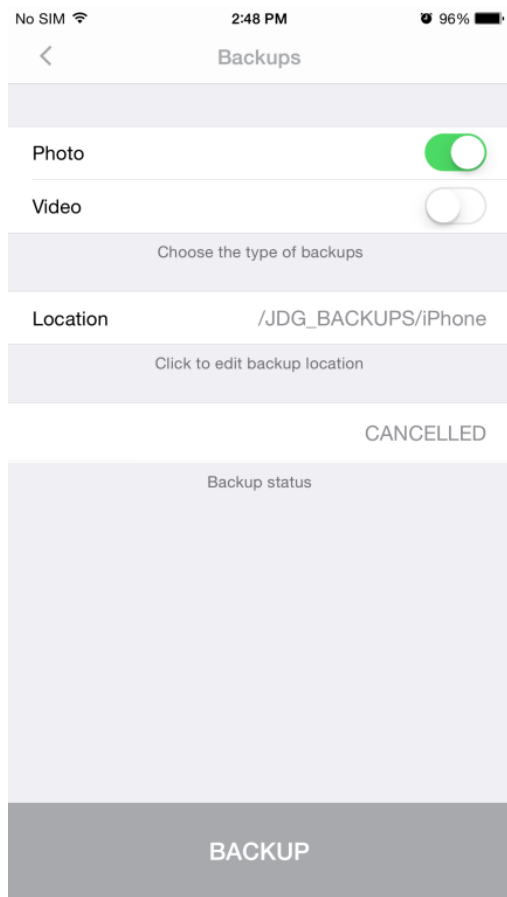


- 點擊右下角的「分享」圖式，您可以移動、複製或分享所選的檔案。



10. App - 備份

您可以透過 JetDrive Go App 將儲存於相機膠卷中的照片和影片備份至 JetDrive Go。



1. 選擇只備份照片或影片，或備份兩者。



2. 點擊選擇要備份之目的端資料夾。一視窗會跳出，請您輸入新資料夾名稱。



3. 點擊備份按鈕，開始備份資料。

BACKUP

4. 您可以查看最新備份狀態。

CANCELLED

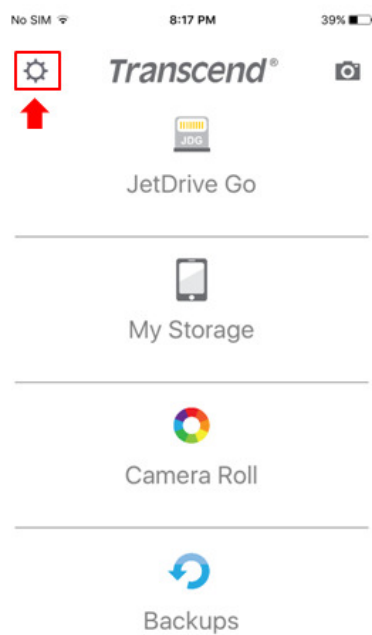
Last backup : 2015-12-10 13:14:35

Backup status

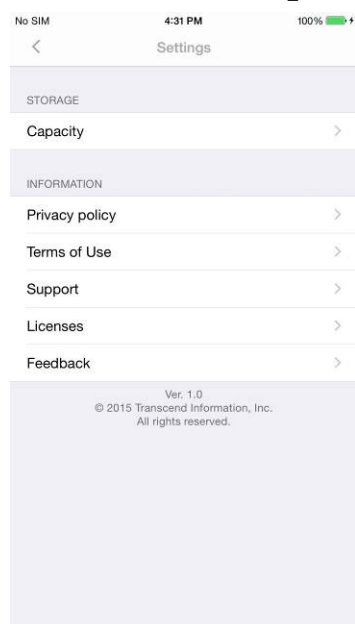
Backup status

11. App - 設定

欲查看 JetDrive Go 相關訊息，請點擊主畫面右上角的「設定」圖示。

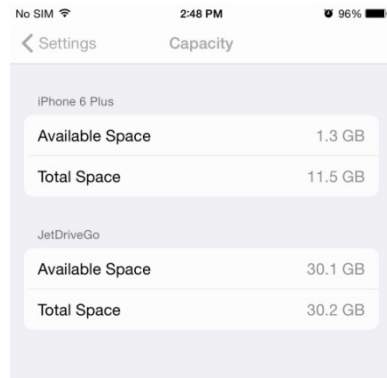


您會看到「儲存空間」和「資訊」。



11.1 儲存空間

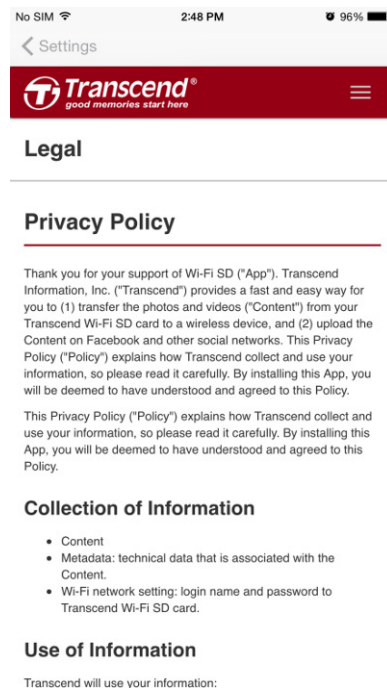
儲存空間將會顯示 Apple 裝置和 JetDrive Go 的剩餘空間及總空間。



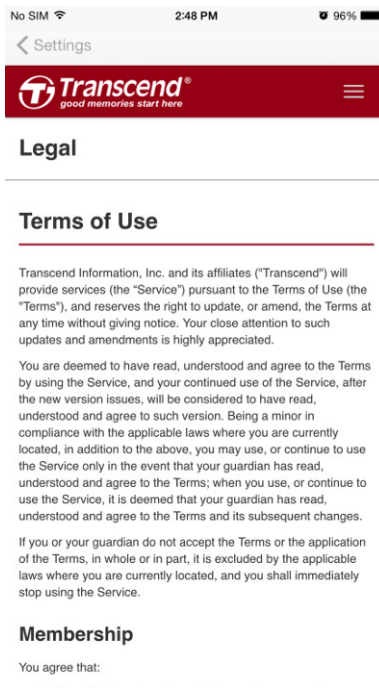
11.2 資訊

資訊揭露了隱私政策、使用條款和許可證明供大家參考，同時也提供了支持與反饋功能，讓您可直接連結創見官網，或透過電子郵件讓我們知道您的想法。

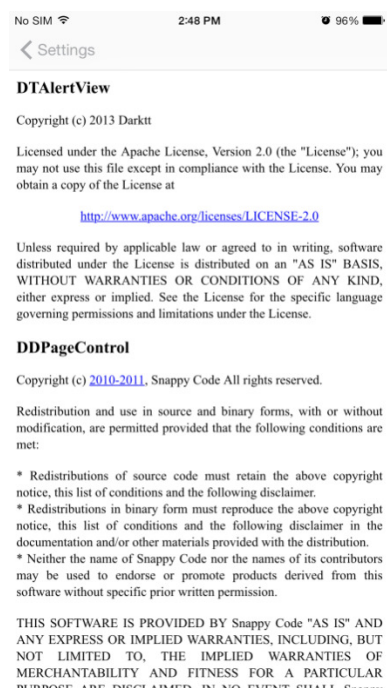
隱私政策




使用條款



許可證明



支持



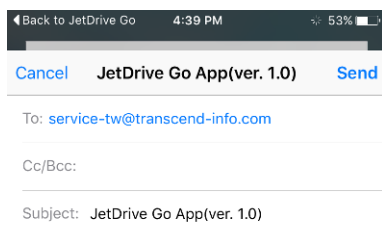
Apple Solutions



StoreJet 300/500 for Mac



反饋



Sent from my iPhone



12. 使用者授權合約 (EULA)

Software license terms

Generally. Transcend Information, Inc. (“Transcend”) is willing to grant the following license to install or use the software and/or firmware (“Licensed Software”) pursuant to this End-User License Agreement (“Agreement”), whether provided separately or associated with a Transcend product (“Product”), to the original purchaser of the Product upon or with which the Licensed Software was installed or associated as of the time of purchase (“Customer”) only if Customer accepts all of the terms and conditions of this Agreement. PLEASE READ THESE TERMS CAREFULLY. USING THE SOFTWARE WILL CONSTITUTE CUSTOMER'S ACCEPTANCE OF THE TERMS AND CONDITIONS OF THIS AGREEMENT. IF YOU DO NOT AGREE TO THE TERMS AND CONDITIONS OF THIS AGREEMENT, DO NOT INSTALL OR USE THE LICENSED SOFTWARE.

License Grant. Transcend grants to Customer a personal, non-exclusive, non-transferable, non-distributable, non-assignable, non-sublicensable license to install and use the Licensed Software on the Product in accordance with the terms and conditions of this Agreement. Intellectual Property Right. As between Transcend and Customer, the copyright and all other intellectual property rights in the Licensed Software are the property of Transcend or its supplier(s) or licensor(s). Any rights not expressly granted in this License are reserved to Transcend.

License Limitations. Customer may not, and may not authorize or permit any third party to: (a) use the Licensed Software for any purpose other than in connection with the Product or in a manner inconsistent with the design or documentations of the Licensed Software; (b) license, distribute, lease, rent, lend, transfer, assign or otherwise dispose of the Licensed Software or use the Licensed Software in any commercial hosted or service bureau environment; © reverse engineer, decompile, disassemble or attempt to discover the source code for or any trade secrets related to the Licensed Software, except and only to the extent that such activity is expressly permitted by applicable law notwithstanding this limitation; (d) adapt, modify, alter, translate or create any derivative works of the Licensed Software; (e) remove, alter or obscure any copyright notice or other proprietary rights notice on the Licensed Software or Product; or (f) circumvent or attempt to circumvent any methods employed by Transcend to control access to the components, features or functions of the Product or Licensed Software.

Copying. Customer may not copy the Licensed Software except that one copy of any separate software component of the Licensed Software may be made to the extent that such copying



is necessary for Customer's own backup purposes.

Open Source. The Licensed Software may contain open source components licensed to Transcend pursuant to the license terms specified as below, GNU General Public License (GPL); GNU Lesser General Public License (LGPL); Apache License; MIT License; Berkeley Standard Distribution (BSD), the terms of which are currently available at; and/or Code Project Open License (CPOL).

Customer may visit <http://www.transcend-info.com/Legal/?no=10> to learn specifics of the open source components contained in the Licensed Software and the respective license terms thereof ("Open Source License"). In the event that this Agreement conflicts with the requirements of the above one or more Open Source License with respect to the use of the corresponding open source components, Customer agrees to be bound by such one or more Open Source License.

Disclaimer. TRANSCEND MAKES NO WARRANTY AND REPRESENTATIONS ABOUT THE SUITABILITY, RELIABILITY, AVAILABILITY, TIMELINESS, LACK OF VIRUSES OR OTHER HARMFUL COMPONENTS AND ACCURACY OF THE INFORMATION, LICENSED SOFTWARE, PRODUCTS, SERVICES AND RELATED GRAPHICS CONTAINED WITHIN THE LICENSED SOFTWARE FOR ANY PURPOSE. ALL SUCH INFORMATION, LICENSED SOFTWARE, PRODUCTS, SERVICES AND RELATED GRAPHICS ARE PROVIDED "AS IS" WITHOUT WARRANTY OF ANY KIND. TRANSCEND HEREBY DISCLAIMS ALL WARRANTIES AND CONDITIONS WITH REGARD TO THIS INFORMATION, LICENSED SOFTWARE, PRODUCTS, SERVICES AND RELATED GRAPHICS, INCLUDING ALL IMPLIED WARRANTIES AND CONDITIONS OF MERCHANTABILITY, FITNESS FOR A PARTICULAR PURPOSE, WORKMANLIKE EFFORT, TITLE, AND NON-INFRINGEMENT. IN NO EVENT SHALL TRANSCEND BE LIABLE FOR ANY DIRECT, INDIRECT, PUNITIVE, INCIDENTAL, SPECIAL, CONSEQUENTIAL DAMAGES OR ANY DAMAGES WHATSOEVER INCLUDING, WITHOUT LIMITATION, DAMAGES FOR LOSS OF USE, DATA OR PROFITS, ARISING OUT OF OR IN ANY WAY CONNECTION WITH THE USE, PERFORMANCE OR ACCURACY OF THE LICENSED SOFTWARE OR WITH THE DELAY OR INABILITY TO USE THE LICENSED SOFTWARE, OR THE PRODUCT WITH WHICH THE LICENSED SOFTWARE IS ASSOCIATED, WHETHER BASED ON CONTRACT, TORT, NEGLIGENCE, STRICT LIABILITY OR OTHERWISE, EVEN IF TRANSCEND HAS BEEN ADVISED OF THE POSSIBILITY OF SUCH DAMAGES.

Limitation of Liability. IN ANY CASE, TRANSCEND'S LIABILITY ARISING OUT OF OR IN CONNECTION WITH THIS AGREEMENT WILL BE LIMITED TO THE TOTAL AMOUNT ACTUALLY AND ORIGINALLY PAID AT RETAIL BY CUSTOMER FOR THE PRODUCT. The foregoing Disclaimer and Limitation of Liability will apply to the maximum extent permitted by applicable law. Some jurisdictions do not allow the exclusion or limitation of incidental or consequential



damages, so the exclusions and limitations set forth above may not apply.

Termination. Transcend may, in addition to any other remedies available to Transcend, terminate this Agreement immediately if Customer breaches any of its obligations under this Agreement. **Miscellaneous.** (a) This Agreement constitutes the entire agreement between Transcend and Customer concerning the subject matter hereof, and it may only be modified by a written amendment signed by an authorized executive of Transcend. (b) Except to the extent applicable law, if any, provides otherwise, this Agreement will be governed by the law of the Republic of China, excluding its conflict of law provisions. © If any part of this Agreement is held invalid or unenforceable, and the remaining portions will remain in full force and effect. (d) A waiver by either party of any term or condition of this Agreement or any breach thereof, in any one instance, will not waive such term or condition or any subsequent breach thereof. (e) Transcend may assign its rights under this Agreement without condition. (f) This Agreement will be binding upon and will inure to the benefit of the parties, their successors and permitted assigns.

© 2015 Transcend Information, Inc. All rights reserved. All brand names are registered trademarks of their respective owners. Specifications subject to change without notice.